

*Epic  
pro*



**BIOLASE**

*Soft Tissue Management Redefined.*

# Introducing Epic Pro™

## AN ADVANCED NEW LASER FROM THE WORLD LEADER IN DENTAL LASERS.

Epic Pro changes the paradigm for diode laser dentistry with an innovative new laser system that enhances the surgical and aesthetic procedures you are already performing, while equipping you with a solution for additional laser procedures in high demand by patients.



### EPIC PRO FEATURES SEVERAL NEW INNOVATIONS THAT ARE INDUSTRY-FIRSTS:

- ✦ Exclusive Automatic Power Control for stable tip temperature
- ✦ Innovative Super Pulse technology enables precise, smooth, fast tissue cutting
- ✦ Pre-initiated, bendable, disposable tips with new smart tip technology to ensure tip performance and quality

**Epic**  
*pro*

# Epic Pro — The Next Generation of Diode Lasers

## EPIC PRO VS. "TRADITIONAL" DIODE LASERS\*





	 Speed and Ease of Use	 Thermal Transfer	 Precision and Control	 Pre-Initiated Tips
Picasso	Good	Fair	Poor	No
Sirona Blue	Good	Good	Fair	No
Gemini	Fair	Fair	Fair	Yes
Epic X	Good	Good	Fair	Yes
<b>Epic Pro</b>	<b>Excellent</b>	<b>Excellent</b>	<b>Excellent</b>	<b>Yes</b>

*"Like most of our colleagues, I had a standard diode laser and struggled with the inconsistency of the incisions the laser would produce. Epic Pro resolves that issue; it cuts smoothly and predictably, which is a huge benefit with aesthetic cases."*



**Dr. Ken Magid**  
General Dentist  
Harrison, New York

## EPIC PRO VS. CURRENT TOOLS\*

	 Speed and Ease of Use	 Thermal Damage	 Precision and Control	 Patient Response
Scalpel	Good	Good	Good	Poor
Electrocautery	Fair	Poor	Fair	Poor
Diode Laser	Fair	Poor	Fair	Good
CO <sub>2</sub> laser	Good	Fair	Fair	Good
<b>Epic Pro</b>	<b>Good</b>	<b>Good</b>	<b>Good</b>	<b>Good</b>

*"Epic Pro has become a very useful new instrument in our surgical practice. It is great for controlling bleeding in the surgical zone, and works smoothly and cleanly when the patient or the procedure require laser treatment."*



**Dr. Brian McClelland**  
Oral/Maxillofacial Surgeon  
Spokane, Washington

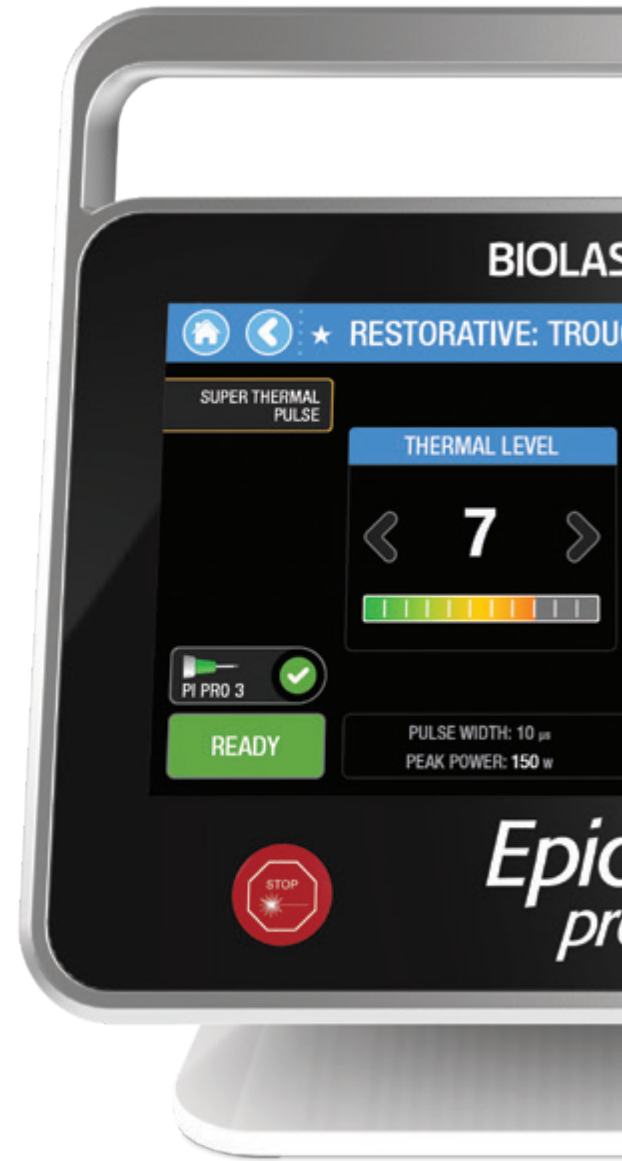
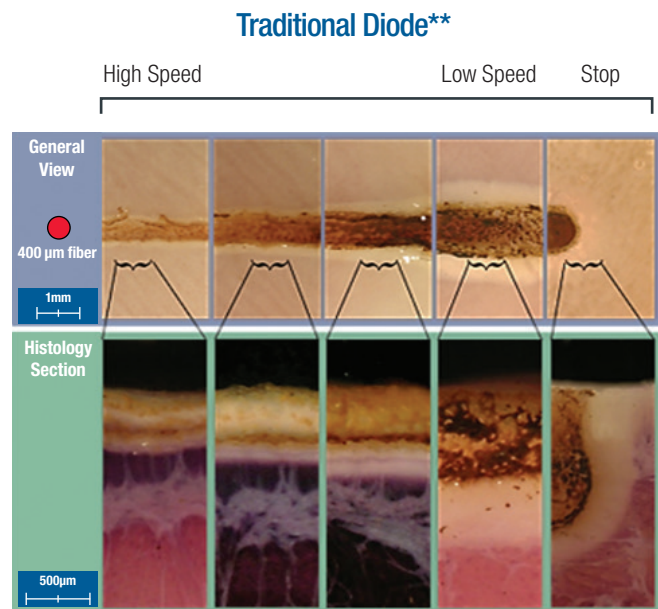
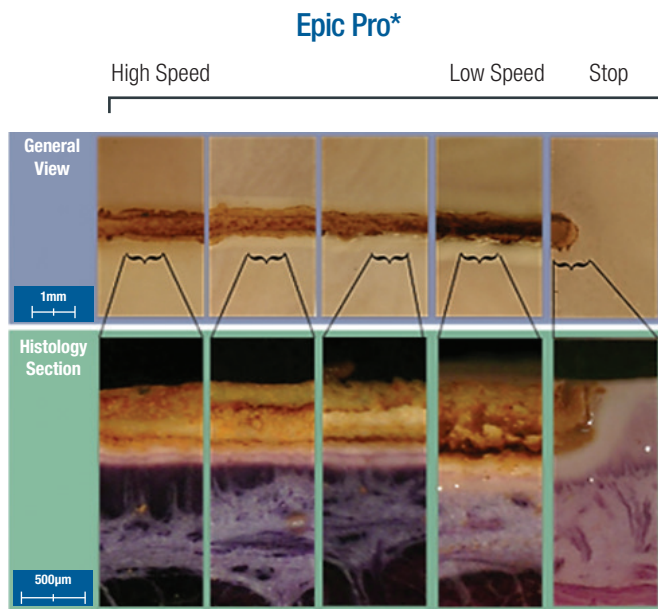
\*Individual results may vary. Internal data on file.

# Unmatched Cutting Speed & Control

## AUTOMATIC POWER CONTROL

Epic Pro cuts **four times faster**<sup>1</sup> than a traditional diode laser with minimal collateral damage.

In this treatment mode, the laser in continuous wave mode converts light energy to thermal power at the tip. Laser energy is adjusted automatically in real time to maintain constant tip temperature. The result is extremely consistent and reliable cutting conditions, regardless of speed of movement, tissue type, etc.



<sup>1</sup> Internal IPG Medical and BIOLASE Study

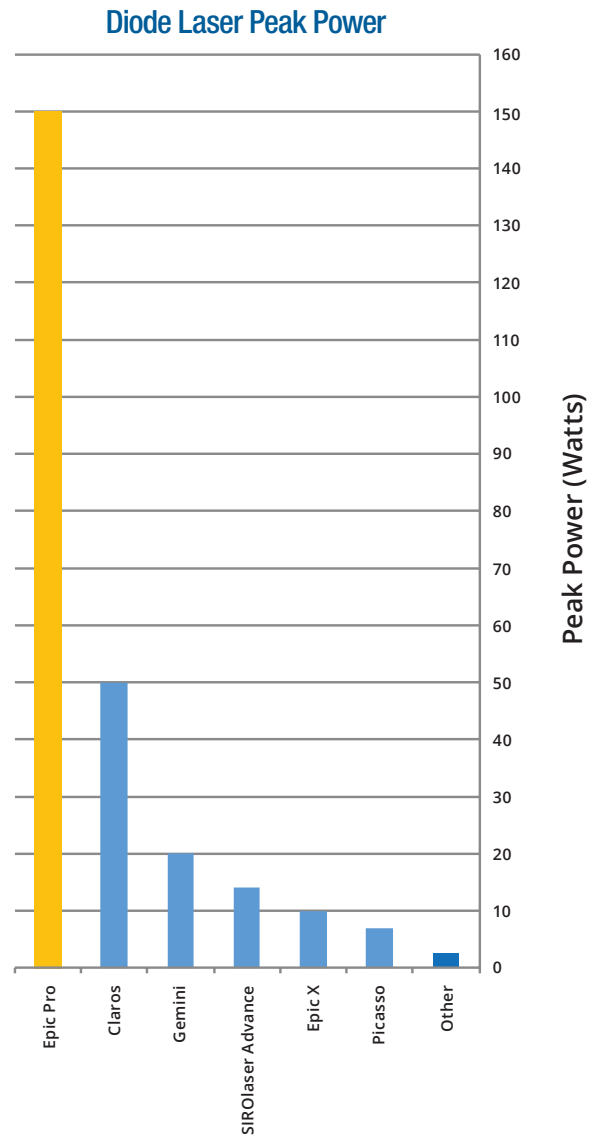
Romanos G.E. Diode Laser Soft Tissue Surgery: Advancements Aimed at Consistent Cutting, Improved Clinical Outcomes. Compend Contin Educ Dent. Nov/Dec 2013. \*Epic Pro APC Mode, 850°C temperature, AutoStop On; \*\*Traditional Diode Laser - 980 nm wavelength, CW Mode, 3 W

# Greater Precision & Safety

## SUPER THERMAL PULSE

Epic Pro can achieve ten times the peak power of a standard diode (and up to three times that of the closest competitor) laser in short micro-pulses for the highest cutting efficiency and safety. In this treatment mode, the laser converts light energy to thermal power, which it emits as thermal power pulses, (i.e. multiple bursts of high power). Each of these thermal bursts cuts tissue highly efficiently.

When the laser is activated, power bursts are emitted with a preset pulse width (duration), while maintaining a precise thermal level at the tip. The laser is powered on only about 3-5% of the time, giving tissue ample time to relax between pulses; creating a safer and gentler experience for patients.

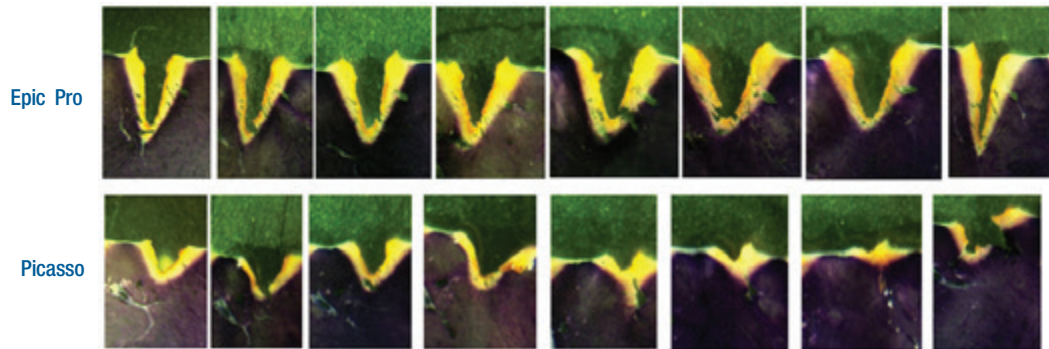




# Eliminate the Hassles of Traditional Diode Lasers

Epic Pro features exclusive Automatic Power Control (APC), an exclusive mode that maintains a consistent temperature at the diode laser tip no matter your laser experience.

- ✦ Eliminates wide variations in tip temperature
- ✦ No stalling or loss of cutting during procedures
- ✦ Smooth, consistent excisions and incisions
- ✦ Tag-free tissue troughing for digital CAD/CAM

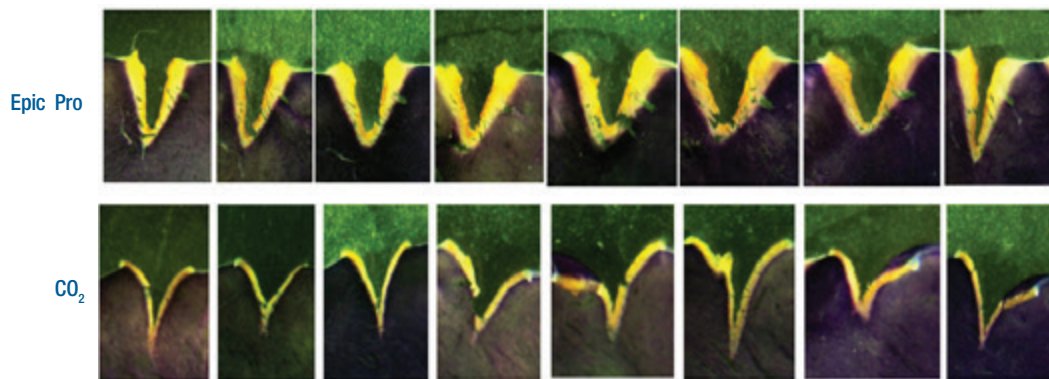


*The Epic Pro delivers smooth and predictable tissue response compared to traditional diode lasers thanks to its innovative Automatic Power Control which ensures consistent results.*

# Fast Hemostasis & Consistent Tissue Management

The ability to control bleeding in the field of view is critical to an Oral Surgeon. Epic Pro delivers that control, with consistency and predictability previously available only with a CO<sub>2</sub> laser.

- ✦ Computer-controlled tip temperature
- ✦ Improved depth of penetration vs. CO<sub>2</sub>
- ✦ Fast hemostasis and smooth, scalpel-like cutting
- ✦ Consistent incisions and excisions

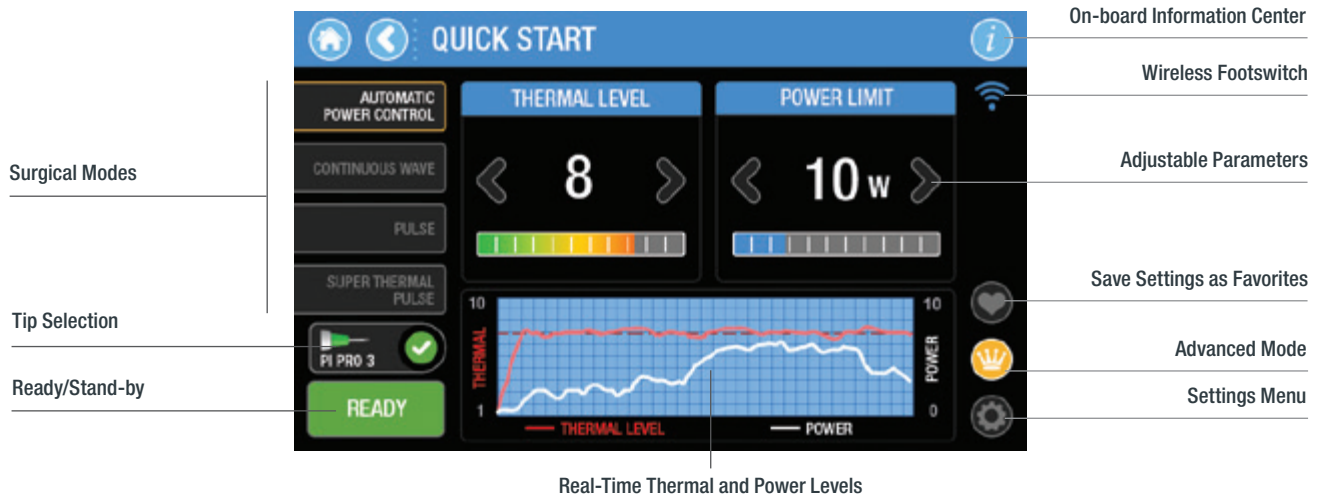


*Epic Pro provides greater depth of penetration, control and consistency versus CO<sub>2</sub> lasers at a fraction of the cost.*

# Power, Combined with Simplicity

Epic Pro has the **largest display** (7 inches) of any diode laser on the market and features an easy-to-use graphical user interface, with intuitive procedural categories, over twenty factory presets, and quick access to your list of favorite settings. Epic Pro also features a

quick start mode that allows you to initiate treatment faster and standard/advanced modes allowing unlimited control and flexibility to match the practitioner's skill level.



## Elevate In-Demand Clinical Cases to New Levels

Inevitably, you have heard or will hear, "Can we do that with a laser instead?" The Epic Pro offers **best-in-class power** and a sophisticated engine for fast, precise outcomes for treatments in high demand.

- ★ Snag-free, consistent tissue ablation
- ★ Rapid troughing with no tissue tags
- ★ More refined tissue sculpting and shaping
- ★ Minimal thermal effects on soft tissues and sensitive tooth structures



Trough for CAD/CAM



Anterior Gingivectomy



Implant Uncovery



Frenectomy



Excision for Biopsy



Exposure of Unerupted Teeth

# Generate Payback with Incremental Time Savings

Think about it. Every time your standard diode laser snags on tissue or stalls while cutting, the workflow is interrupted. Epic Pro is a seamless addition to your dental practice, whether digital or traditional. Save time and money with less tagging, less snagging, and more effective, consistent, predictable lasing.

- ✦ 100% faster than normal diodes
- ✦ 75% fewer CAD/CAM re-scans
- ✦ 90% less 'snagging' and stalling

\* Individual results may vary.



## TECHNICAL SPECIFICATIONS

<b>Wavelength</b>	940 nm
<b>Max. Power Output</b>	25 W (CW)/150 W (Pulse)
<b>Pulse Duration</b>	0.01 ms – 100 ms
<b>Pulse Interval</b>	0.25 ms – 100 ms
<b>Pulse Repetition Rate</b>	Up to 20kHz
<b>Pre-sets</b>	20+
<b>Dimensions</b>	7.25in x 4.5in x 6.5in (18.4cm x 11.4cm x 16.5cm)
<b>Weight</b>	4lbs (1.8kg)

## BIOLASE

For more information, visit [biolase.com](http://biolase.com)   

### BIOLASE HEADQUARTERS

4 Cromwell  
Irvine, CA 92618, USA  
Toll-Free: (888) 424-6527  
Phone: (949) 361-1200  
Service: (800) 321-6717  
Fax: (949) 273-6687

### EUROPEAN DISTRIBUTOR

BIOLASE Europe GmbH  
Paintweg 10  
92685 Floss, Germany  
Phone: +499603808252  
Fax: +499603808250

### INDIAN DISTRIBUTOR

BIOLASE India Pvt. Ltd.  
404, Agarwal Golden Chambers  
Fun Republic Road, Off New Link Road  
Andheri (W), Mumbai — 400 053  
Phone: +91 22 6195 3400