

# 3Shape TRIOS

Go Beyond on your digital journey

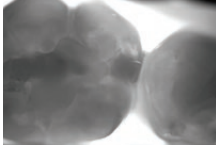


# Be equipped for success with NEW 3Shape TRIOS innovation



## 3Shape TRIOS® 4

The most powerful 3Shape intraoral scanner to date!



### Caries diagnostic aid\*

The world's first intraoral scanner with digital detection of possible surface and interproximal caries\*\* without the need for an additional scanning device.



### Smart tips

New generation of tips with instant-heat technology so you are scan-ready in seconds, and enabling 30% additional battery life. Plus a dedicated tip to aid the detection of interproximal caries.\*\*



## 3Shape TRIOS 3 Basic

The entry-level intraoral scanning solution

- > Core award-winning TRIOS scanning technology.
- > Simple 'scan and send-to' workflow.

# Go Beyond with 3Shape TRIOS

Whether you are a digital newcomer wanting a scan-only solution or a fully-digital practice ready to embrace pioneering technology to facilitate your preventative care goals, TRIOS always enables you to do more and Go Beyond in your delivery of superior patient care.



## Go Beyond ANALOG >

- > Superior scanning technology
- > Unrivalled ecosystem

## Go Beyond SCANNING >

- > Patient excitement apps
- > In-house production

## Go Beyond TREATMENT >

- > Caries diagnostic aid\* and monitoring tools
- > Preventive care possibilities



CELLERANT  
BEST OF CLASS  
TECHNOLOGY AWARD

**6 TIME WINNER**

## It all starts with superior scanning technology

3Shape TRIOS® – more than just a digital impression!



### Wireless innovation for enhanced comfort and ease

The world's first wireless scanner option enables you to scan unrestricted by wires, optimizing comfort for both you and your patients, and making scanning easier.



### TRIOS Patient Specific Motion to perfect your restorations

Record a series of different bite positions and highlight occlusal contacts for dynamic patient specific articulation.



### Realistic colors and shade measurement for patient engagement

Create high-quality digital impressions in lifelike colors and apply shade measurement to evaluate treatment and activate quality dialogue with patients.



### Strong research evidence for excellent TRIOS accuracy

18 independent studies report statistically higher accuracy for TRIOS compared with conventional impressions and/or impressions made with other major intraoral scanners for full arch, single unit and multi-unit restorations.<sup>1</sup>



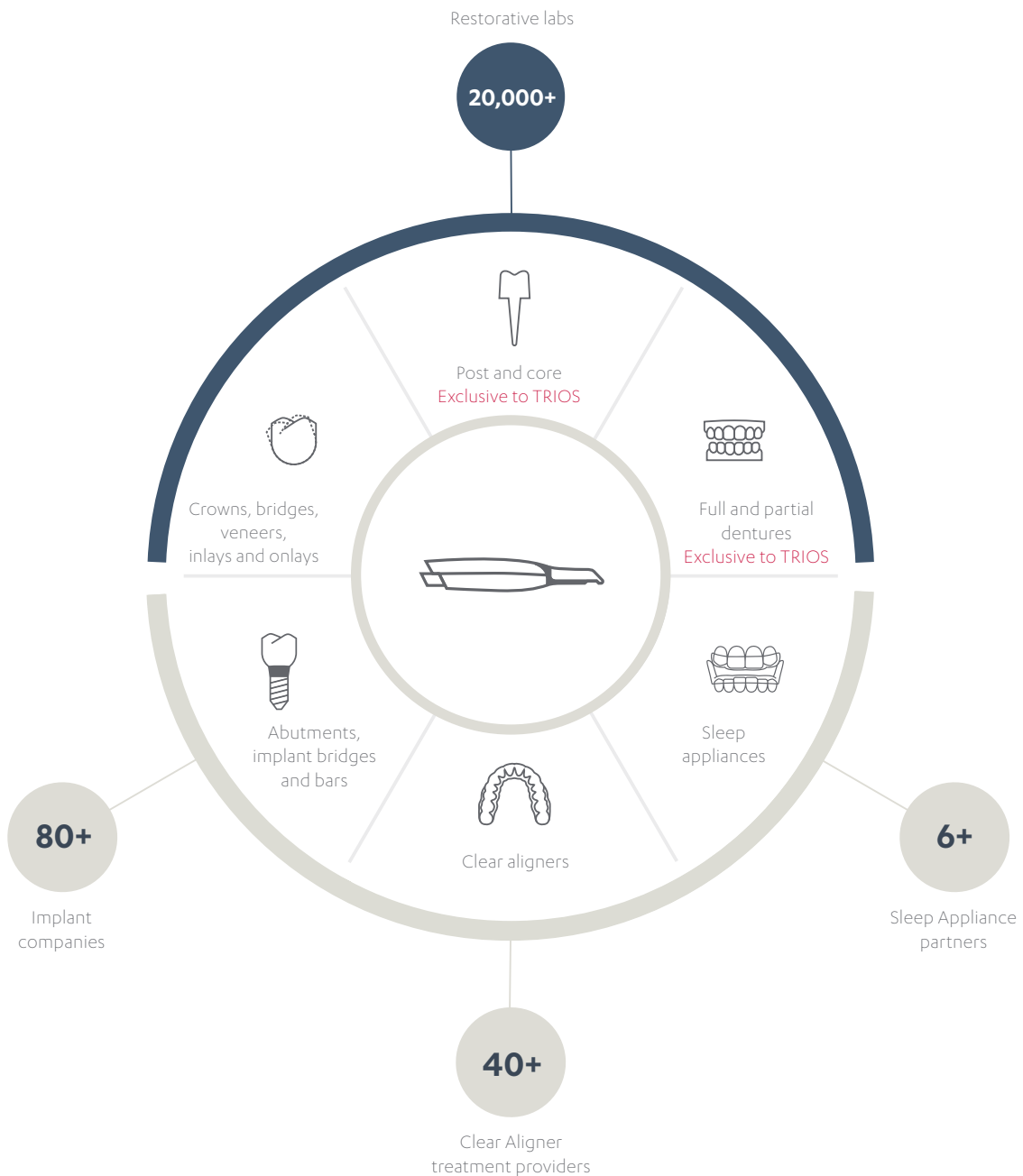
### AI scan technology for simplified scanning

Removes unnecessary soft tissue as you scan to make scanning easier.



## Access an unrivalled ecosystem

Empower your practice with the comprehensive, ever-expanding and open TRIOS® ecosystem. With total integration to your preferred partners for all indications, you can secure the best and most cost-effective options for your business.



---

“Scanning with TRIOS enables me to perform virtually all indications, providing workflows that seamlessly connect to the most competitive partners.”

**Dr. Christopher Ho**  
Sydney, Australia



## Excite your patients and advance case acceptance

Bring expected treatment outcomes to life with 3Shape TRIOS® MOVE and TRIOS excitement apps.

### **Gain next-level patient engagement and great ergonomics with TRIOS MOVE**

Excite your patients by displaying their scans and treatment designs up close, and enjoy the ease of always being able to position the setup in the right place for optimal comfort.

### **Give patients remote access to their digital data to stimulate treatment acceptance**

Allow patients to view their dynamic treatment proposals on their mobile device using the My 3Shape app, and encourage them to share and discuss treatment options with family and friends.







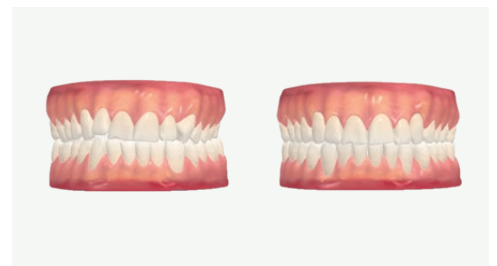
### Show patients their future smile with TRIOS Smile Design

Take a photo of your patient's face and design their beautiful new smile in just minutes. Share the photorealistic results with your patient to align expectations and stimulate treatment acceptance.



### Grow orthodontic treatments with TRIOS Treatment Simulator

Scan your patient and show their present dentition compared to the expected results of orthodontic treatment to gain greater case approval.



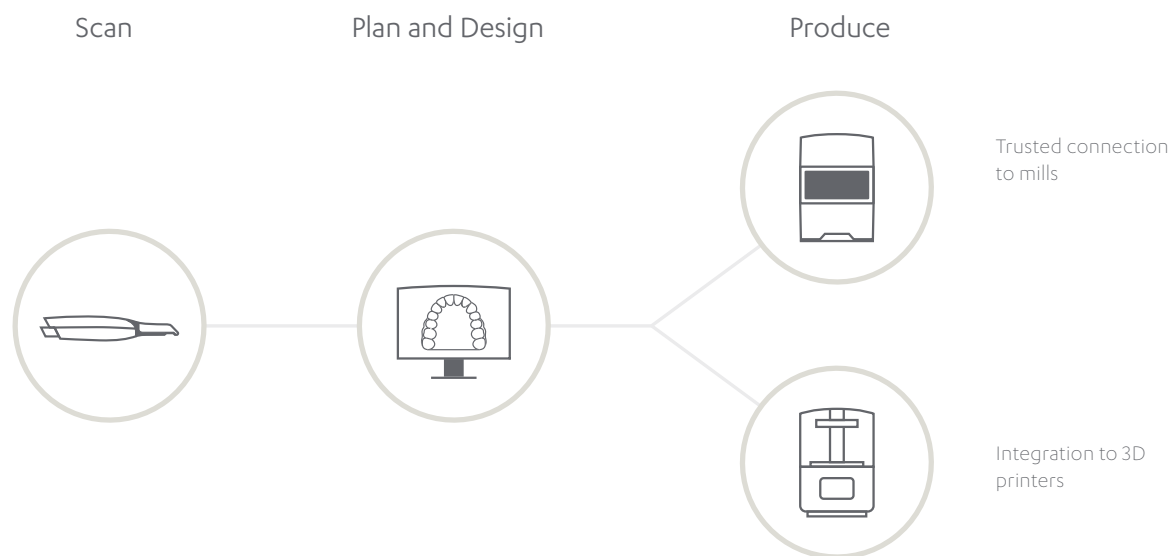
---

*"To be able to see what my smile could be, was very emotional. Now I'm at the point where it looks exactly like it did in TRIOS Smile Design. I can't believe it!"*

**Samantha Morra, Patient**  
New York, USA

## Grow your business by producing in-house with TRIOS Studio apps

3Shape's open system includes TRIOS® Studio apps with seamless integration, trusted connections to leading third-party mills and compatibility with all 3D printers. This enables you to do more, gain profitable in-house production options and exceed patient expectations.



---

“Offering less invasive surgery and same-day dentistry allows me to provide great patient treatment experience and gain greater control.”

**Dr. Simon Kold**  
Herning, Denmark



### TRIOS Design Studio

Design and produce a broad range of restorations, including standard and screw-retained crowns\*\*\*, inlays, veneers and three-unit bridges.



### Implant Studio

Plan implant positions, and design and manufacture custom surgical guides and temporary screw-retained crowns\*\*\* in one workflow.



### Splint Studio

Design and produce splints, night guards, protectors and similar dental appliances with a simple, fast and intuitive workflow.\*\*\*



### Clear Aligner Studio

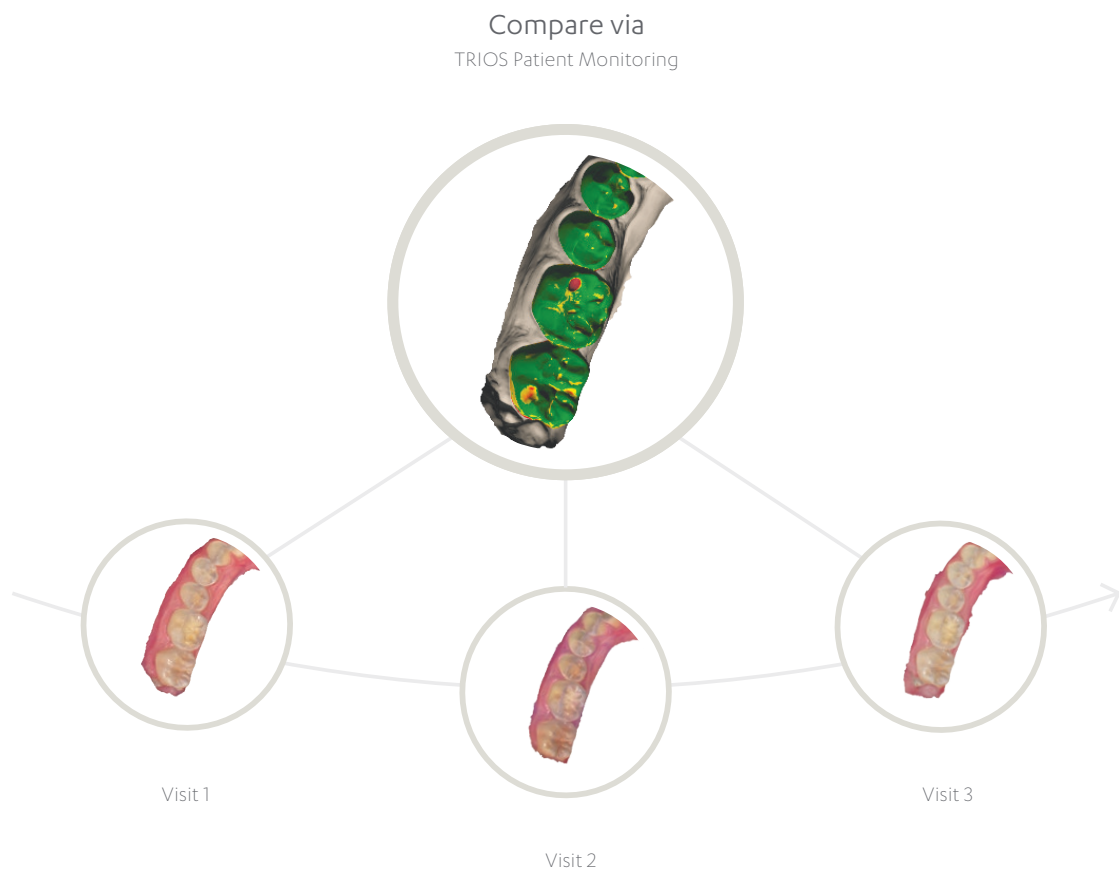
Access a complete solution that enables you to design and produce clear aligners in your clinic, with a high return on investment potential.



### Indirect Bonding Studio

Plan bracket placement, and design and produce transfer media for indirect bonding.

## Enable preventive care with caries diagnostic aid and monitoring tools



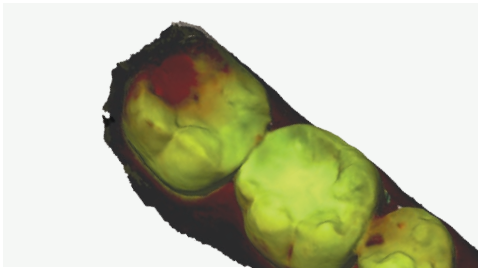
### TRIOS® Patient Monitoring for preventive insights

Scan every patient every time to accurately track changes in teeth and identify dental conditions sooner. Share visual monitoring information with patients to advance their understanding of issues and the need for treatment.



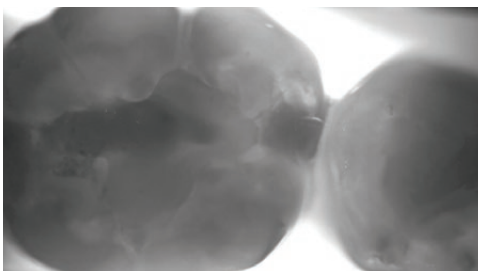
## NEW WITH TRIOS 4!

Caries diagnostic aid\* for early detection and timely intervention of suspected caries



### Surface caries

Use TRIOS 4's built-in fluorescent technology and identify possible caries by overlaying the standard 3D TRIOS scan with new color-coded data. Compare to earlier scans to visually identify potential changes.



### Interproximal caries\*\*

Without radiation, the new TRIOS 4 transillumination smart tip aids the identification of possible interproximal caries\*\* undetectable to the eye. Show the results to your patients to help them understand the need for any recommended treatment.

---

“Creating an aid for caries detection without radiation has been an elusive goal in dentistry – this is a ground-breaking achievement. Once again, 3Shape TRIOS redefines scanning!”

**Dr. Jonathan L. Ferencz**  
New York, USA

# A fit for every practice

Configure and equip your TRIOS® according to your needs and budget.

## 1. Choose your scanner



TRIOS 4



TRIOS 3

Available in pen and handle grips



TRIOS 3 Basic

Available in wired pen version only

## 2. Choose your connection



Wireless

Option for TRIOS 4 and TRIOS 3



Wired

## 3. Choose your setup



MOVE



CART

Available with TRIOS 3 Basic and TRIOS 3



POD

	TRIOS 4	TRIOS 3	TRIOS 3 Basic
Scanner generation	4 <sup>th</sup>	3 <sup>rd</sup>	3 <sup>rd</sup>
Wireless	✓	✓	N/A
AI scan	✓	✓	✓
3Shape accuracy	✓	✓	✓
Real colors and shade measurement	✓	✓	✓
Smart tips	✓	N/A	N/A
Caries diagnostic aid*	✓	N/A	N/A
TRIOS Patient Monitoring	✓	✓	Upgrade to TRIOS 3
TRIOS Treatment Simulator	✓	✓	Upgrade to TRIOS 3
TRIOS Smile Design	✓	✓	Upgrade to TRIOS 3
TRIOS Patient Specific Motion	✓	✓	Upgrade to TRIOS 3
In-house apps	Add-on option	Add-on option	Add-on option

# Future-proof your TRIOS with CliniCare

Get upgrades, online support, training and more in one simple subscription that ensures you are always equipped for peak clinical performance.



## Share and learn with the 3Shape Community

Connect and network with your 3Shape digital peers around the world, access training materials, showcase your best work and learn how to get the most out of your TRIOS solution. Get started today at [community.3shape.com](https://community.3shape.com).

### References

<sup>①</sup> 18 in vivo and in vitro studies (between 2015 and 2018). Data on file.

\* Caries diagnostic aid not cleared by the FDA for clinical use in the US.

\*\* Detection aid of possible interproximal caries using infrared scans coming soon.

\*\*\* Splint Studio and abutment design for screw-retained crowns not cleared by the FDA for clinical use in the US.

## About 3Shape

3Shape is changing dentistry together with dental professionals across the world by developing innovations that provide superior dental care for patients. Our portfolio of 3D scanners and CAD/CAM software solutions for the dental industry includes the multiple award-winning 3Shape TRIOS® intraoral scanner, the 3Shape X1® CBCT scanner, as well as market-leading scanning and design software solutions for both dental

practices and labs. Two graduate students founded 3Shape in Denmark's capital in the year 2000. Today, 3Shape employees serve customers in over 100 countries from 3Shape offices around the world. 3Shape's products and innovations continue to challenge traditional methods, enabling dental professionals to treat more patients more effectively.

# Why 3Shape TRIOS?

## Give a great treatment experience

Excite patients by bringing digital impressions and treatments to life

## Get more open options

Choose lab or in-house production, with access to an unrivalled ecosystem

## Grow your practice

Advance case acceptance, expand your offer and boost profitability

Contact your reseller regarding availability  
of 3Shape products in your region

82602691 3Shape TRIOS 2019 Broch USA